

Florida Panhandlers ASC
4 ASCA Stockdog Arena Trials
12/7/24 – 12/8/24
Quincy, FL

See FLPHASC or ASCA websites for two farm trials, 12/5/24 , 12/6/24 same location

Directions: 9434 Hosford Hwy, Quincy, FL 32351. From I-10 take exit #174 (Hwy 12) and turn North, go 2.2 miles and turn right onto Hwy 65 (Hosford Hwy). Go 1.2 miles to driveway on left, white house, green roof.

Judges: AM Trials each day: John Knepper, PM Trials each day: Rachel Vest
Saturday Course A clockwise, Sunday Course A clockwise

Course Director: Laura Clayton 850-933-3768 dlclayton14@gmail.com

Entries open 11/6/24 and close 11/27/24 by postmark date. **Pre-entries must be mailed** and not require a signature. Entries accepted by postmark date, so express or priority doesn't help. Early entries not accepted.

Entry Fees: Pre-entry/Day of (if available) Entry forms available at www.asca.org
Cattle: 3 head Senepol \$55/\$65
Sheep: 3-5 head (depending on # of runs) Katahdin cross \$45/\$55
Ducks: 5 head Welsh Harlequin \$35/\$45
Jr and Novice: \$20/\$30

Classes Offered: Started, Open, Advanced, Junior Handler, Novice Handler, FEO
40 runs per trial split between stock available: up to cattle 8, ducks 16, sheep 16 runs per trial

Make checks payable to FLPHASC. Mail to Laura Clayton, 9434 Hosford Hwy, Quincy FL 32351
You will be notified if you are on a waiting list. If you don't get your runs from the waiting list, please settle all entry fee refunds before you leave the grounds on Sunday or it will be considered a club donation.

Gates open 7:30am. Please don't come in before that, even if you know the gate code.
Day of show entries 7:30-8:00. Handlers meeting 8:00, Trial to start 8:15am. Eastern Standard Time
All trials will be conducted under the rules and regulations of the ASCA Stockdog program. Disputes must be brought to the immediate attention of the course director and will in all cases follow the dispute regulations outlined in the ASCA Stockdog rulebook, pages 76-83. Bitches in heat run in order.

Awards: Including but not limited to: Ribbons for 1st through 4th place and qualifying scores.
Rosettes (per trial, must have qualifying score) HIT, HIT Started, HIT Cattle, HIT Sheep, HIT Ducks

Veterinarian: Allied Veterinarians, 2324 Centerville Rd, Tallahassee FL, 32308 850-222-0123
Hotels: There are none at Exit 174. Check pet policies. Quality Inn, Exit 181, 850-627-4633
La Quinta Exit 199 Tallahassee 850-385- 7172, Howard Johnson Exit 192, Midway 850-574-8888
Microtel Exit 142 Marianna 850-526-5005, Quality Inn Exit 142, Marianna 850-526-5600
Camping available 1 exit to the west – Flat Creek Family Campground 850-442-3333

Self contained camping allowed at site outside the gate on grass. Arrange with course director before trial.

Lunch will be available on site, \$ or food donations accepted.

There is a Burger King about 4 miles away at I-10, other fast food 8-10 miles away in Quincy.

AUSTRALIAN SHEPHERD CLUB OF AMERICA
FARM TRIALS
FLPHASC 12/5/24 – 12/6/24

Course Director Laura Clayton, 850-933-3768, dlclayton14@gmail.com

Thursday Judge: Rachel Vest, Friday Judge John Knepper

Pre-Entries Open: 11/6/24, Pre-Entries Close: 11/27/24. Pre-entries must be mailed, not require signature. Entries accepted by postmark date, express or priority doesn't help. **Day of Show** entries 7:45am if available.

Courses included in flyer and provided day of trial. Additional rules published in ASCA Stockdog rules.

Entry Fees: Pre-entry/Day of (if available) Entry forms available at www.asca.org
Cattle: 5 head Senepol \$60/\$70 Sheep: 5 head Katahdin cross \$50/\$60
Ducks: 5 head Welsh Harlequin \$40/\$50 Mixed: sheep and Welsh Harlequin \$50/\$60

Make checks payable to FLPASC. Mail to Laura Clayton, 9434 Hosford Hwy, Quincy FL 32351

You will be notified if you are on a waiting list. If you don't get your runs from the waiting list, please settle all entry fee refunds before you leave the grounds on Sunday or it will be considered a club donation.

Gate Opens 7:30am, please don't enter before then **Handlers meeting** 8am Eastern Standard Time

Order of classes: Cattle, Sheep, Ducks, Mixed (sheep and ducks)

Number of runs: 8 runs per class of stock. **Run order** drawn day of trial.

Allowed time is 15 minutes for ducks with 3 minute warning. 20 minutes for sheep, cattle and mixed with 10 minute and 3 minute warnings. No set out dog required. Ties broken with score on Gather. Bitches in heat will run in order.

Awards:

Qualifying and 1ST through 4th placement ribbons for all classes. Rosettes for HIT Open, HIT Advanced

All trials will be conducted under the rules and regulations of the ASCA Stockdog program. Disputes must be brought to the immediate attention of the course director and will in all cases follow the dispute regulations outlined in the ASCA Stockdog rulebook, pages 76-83.

Directions: 9434 Hosford Hwy, Quincy, FL 32351. From I-10 take exit #174 (Hwy 12) and turn North, go 2.2 miles and turn right onto Hwy 65 (Hosford Hwy). Go 1.2 miles to driveway between pastures on left, white house, green roof.

Veterinarian: Allied Veterinarians, 2324 Centerville Rd, Tallahassee FL, 32308 850-222-0123

Hotels: There are none at Exit 174. Check pet policies. Quality Inn, Exit 181 850 627-4633

La Quinta Exit 199 Tallahassee 850-385- 7172, Howard Johnson Exit 192, Midway 850-574-8888

Microtel Exit 142 Marianna 850-526-5005, Quality Inn Exit 142, Marianna 850-526-5600

Self contained camping allowed at site outside the gate on grass. Arrange with course director before trial.

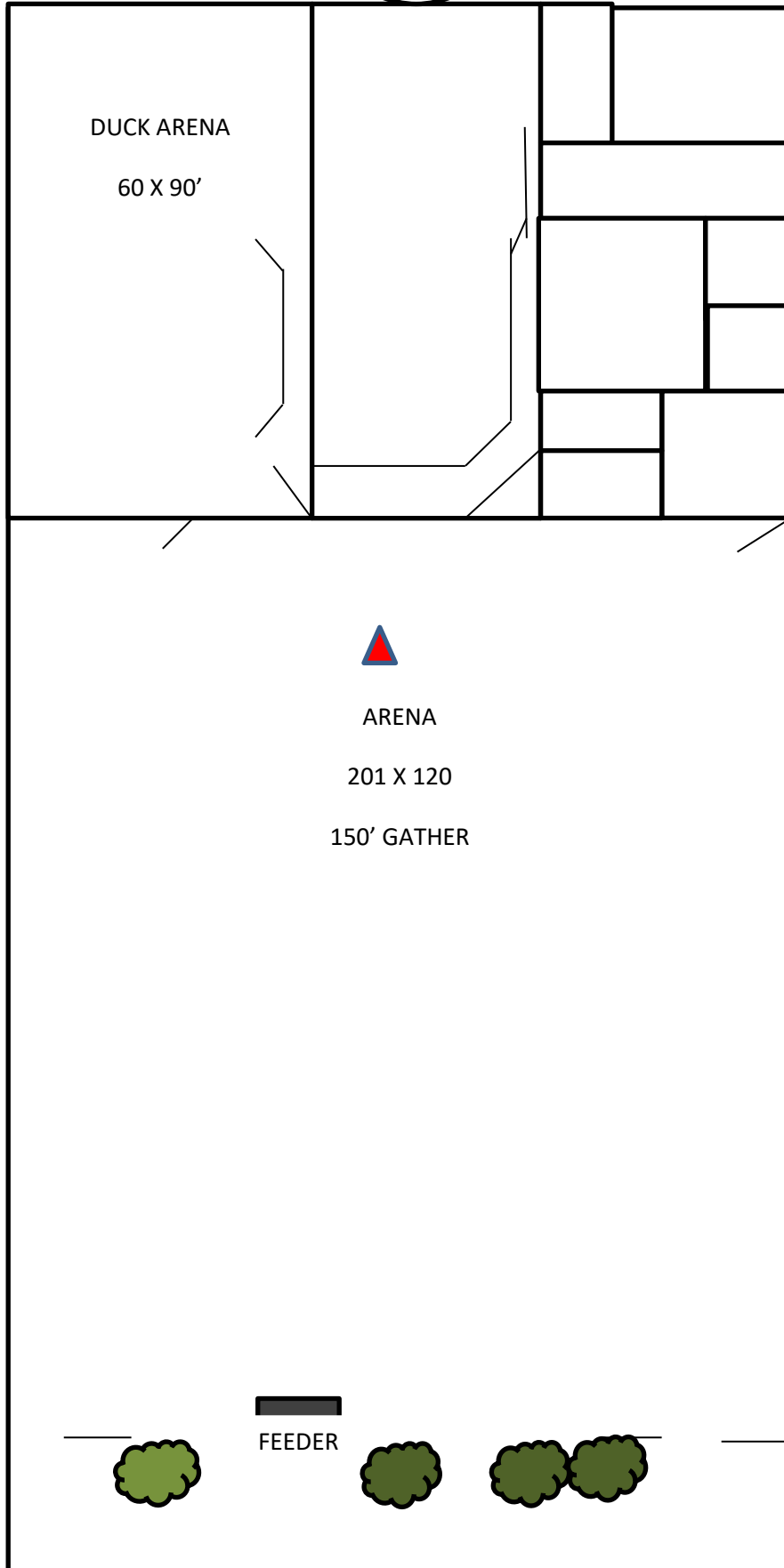

Full service camping is available one exit west – Flat Creek Family Campground 850-442-3333

Lunch will be available. \$ or food donations accepted.

There is a Burger King about 4 miles away at I-10, other fast food 8-10 miles away in Quincy.

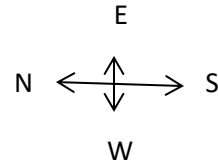

CATTLE AND SHEEP COURSE

OVERVIEW



CATTLE AND SHEEP COURSE

CLOSEUP OF PENS



WORKING AREA

30 X 90, 10'
GATES

FOOT BATH

16 X 8, 10' WINGS

SHEEP

1.5' ALLEY

20X20 TENT

CHUTE
24' X 3'

DUCK ARENA 90' X 60'

8' GATE

PEN B

24X16
4' GATE

PEN A2

12X12
12' GATE

PEN A1

12X12
12' GATE

PEN C

24X16
10' GATES

ENTRY #:

TIME:

AUSTRALIAN SHEPHERD CLUB OF AMERICA

CATTLE FARM TRIAL 1

QUINCY, FL FLPHASC 12/5/24

TIME ALLOWED = 20 MINUTES

OPEN _____

ADVANCED _____

DEDUCTIONS

POINTS EARNED

TASK 1 (PEN) **5 POINTS**

TAKE CATTLE FROM PEN B TO PEN C. STARTS WHEN PEN B OPENED, STOPS WHEN PEN B CLOSED.

TASK 2 (PEN) **5 POINTS**

TAKE CATTLE FROM PEN C TO ARENA. STARTS WHEN PEN B CLOSED, STOPS WHEN PEN C CLOSED.

TASK 3 (FOOTBATH) **20 POINTS**

TAKE CATTLE FROM ARENA INTO DUCK ARENA. OPEN FOOTBATH WINGS. TAKE CATTLE THROUGH FOOTBATH IN EITHER DIRECTION. KEEP DOG OUT OF BATH. CLOSE WINGS. STARTS WHEN PEN C CLOSED, STOPS WHEN FOOTBATH CLOSED.

TASK 4 (CHUTE) **20 POINTS**

OPEN GATE OF CHUTE. MOVE CATTLE INTO CHUTE. **ADVANCED HANDLERS** MUST APPLY TOPICAL DEWORMER TO 1 HEAD (SIMULATED WITH WATER) . MOVE THE CATTLE INTO WORKING AREA. STARTS WHEN FOOTBATH CLOSED, STOPS WHEN STOCK LEAVES CHUTE.

TASK 5 (PENS) **10 POINTS**

MOVE CATTLE BACK INTO DUCK ARENA, THEN MOVE CATTLE INTO ARENA. CLOSE GATE. STARTS WHEN STOCK LEAVES CHUTE, STOPS WHEN ARENA GATE CLOSED.

TASK 6 (DRIVE) **20 POINTS**

DRIVE CATTLE DOWN TO FEEDER (20' FROM FENCE) AT OPPOSITE END OF ARENA. **ADVANCED HANDLERS** MAY NOT PASS ARENA CENTER LINE. CALL DOG OFF. STARTS WHEN ARENA GATE CLOSED, STOPS WHEN DOG RETURNS PAST CONE.

TASK 7 (GATHER) **20 POINTS**

SEND DOG FROM BEHIND CONE (15' FROM EAST END OF ARENA) TO GATHER CATTLE BACK INTO PEN C. **ADVANCED HANDLERS** MUST STAY BEHIND CONE, OPEN HANDLERS CAN MOVE HALFWAY TO STOCK. STARTS WHEN DOG RETURNS PAST CONE, STOPS WHEN PEN C CLOSED.

TASK 8 (SORT) **25 POINTS**

SORT 3 MARKED CATTLE FROM PEN C INTO PEN B. REUNITE CATTLE IN PEN B. STARTS WHEN PEN C CLOSED, STOPS WHEN PEN B CLOSED.

TASK 9 (PEN) **5 POINTS**

MOVE CATTLE INTO PEN A. STARTS WHEN PEN B CLOSED, STOPS WHEN PEN A CLOSED.

TOTAL POINTS = 130

70% TO QUALIFY – MINIMUM SCORE 91/130

DEDUCTIONS:

SCORE:

TIE BREAKER: GATHER

COMMENTS: _____

Q _____ NQ _____

JUDGE'S SIGNATURE _____

ENTRY #

TIME

OPEN _____

ADVANCED _____

AUSTRALIAN SHEPHERD CLUB OF AMERICA

MIXED (SHEEP, DUCKS) FARM TRIAL 1

QUINCY, FL FLPHASC 12/5/24

REAR OF DUCK CHUTE STAYS OPEN. TIME ALLOWED = 20 MINUTES (TIME STOPS TO MOVE FROM SHEEP TO DUCK AREA)

DEDUCTIONS POINTS EARNED

TASK 1 (PEN) **10 POINTS**

TAKE SHEEP FROM PEN B TO PEN C. STARTS WHEN PEN A OPENED, STOPS WHEN PEN C CLOSED

TASK 2 (DRIVE) **20 POINTS**

TAKE SHEEP FROM PEN C TO ARENA AND DRIVE TO FAR END TO FEED PAN. **ADVANCED HANDLERS** MUST NOT PASS THE CENTER OF ARENA. CALL DOG BACK TO CONE. STARTS WHEN PEN C CLOSED, STOPS WHEN DOG RETURNS TO PAST CONE.

TASK 3 (GATHER) **20 POINTS**

SEND DOG TO GATHER SHEEP BACK TO CONE. **ADVANCED HANDLERS** MUST STAY AT CONE. OPEN HANDLERS MAY MOVE 1/2 WAY TO STOCK. STARTS WHEN DOG RETURNS PAST CONE, STOPS WHEN STOCK PASSES CONE.

TASK 4 (SORT) **25 POINTS**

TAKE SHEEP INTO PEN C AND SORT 3 MARKED SHEEP INTO PEN B. REUNITE IN PEN B. STARTS WHEN STOCK PASSES CONE, STOPS WHEN PEN B CLOSED.

TASK 5 (PEN) **5 POINTS**

MOVE SHEEP INTO PEN A. STARTS WHEN PEN B CLOSED, **TIME STOPS** WHEN PEN A CLOSED

TASK 6 (PEN) **5 POINTS** TAKE DUCKS INTO PEN 1. **TIME STARTS** WHEN TAKEPEN OPENED, TASK STOPS WHEN TAKEPEN CLOSED

TASK 7 (CHUTE) **20 POINTS**

TAKE DUCKS INTO PEN 2 AND INTO CHUTE. **ADVANCED HANDLERS SPRAY DUCKS.** DOG HOLDS THE DUCKS IN CHUTE UNTIL HANDLER RELEASES THEM THROUGH THE FRONT AND CLOSES GATE. STARTS WHEN TAKEPEN CLOSED, STOPS WHEN FRONT OF CHUTE CLOSED AFTER STOCK EXITS.

TASK 8 (CRATE) **20 POINTS.**

TAKE DUCKS INTO PEN 3, LOAD AND UNLOAD FROM CRATE. MOVE DUCKS BACK IN PEN 2. STARTS WHEN FRONT OF CHUTE CLOSED, STOPS WHEN PEN 2 CLOSED.

TASK 9 (PEN) **5 POINTS**

TAKE DUCKS FROM PEN 2 TO PEN 1 AND REPEN. STARTS WHEN PEN 2 CLOSED, STOPS WHEN TAKEPEN CLOSED.

TOTAL POINTS = 130

70% TO QUALIFY – MINIMUM SCORE 91/130

DEDUCTIONS: SCORE:

TIE BREAKER: GATHER

COMMENTS: _____

Q _____ NQ _____

JUDGE'S SIGNATURE: _____

ENTRY #:

TIME:

AUSTRALIAN SHEPHERD CLUB OF AMERICA

SHEEP FARM TRIAL 1

OPEN _____

ADVANCED _____

QUINCY, FL FLPASC 12/5/24

TIME ALLOWED = 20 MINUTES

DEDUCTIONS POINTS EARNED

TASK 1 (PEN) 5 POINTS

TAKE SHEEP FROM PEN B INTO PEN C. STARTS WHEN PEN B OPENED, STOPS WHEN PEN B CLOSED.

TASK 2 (PEN) 5 POINTS

TAKE SHEEP FROM PEN C TO ARENA. STARTS WHEN PEN B CLOSED, STOPS WHEN PEN C CLOSED

TASK 3 (FOOTBATH) 20 POINTS

TAKE SHEEP INTO DUCK ARENA. OPEN WINGS OF FOOTBATH. TAKE SHEEP THROUGH FOOTBATH IN EITHER DIRECTION . KEEP DOG OUT OF FOOT BATH. CLOSE WINGS OF FOOTBATH. STARTS WHEN PEN C CLOSED, STOPS WHEN FOOTBATH CLOSED.

TASK 4 (CHUTE) 20 POINTS

OPEN GATE OF CHUTE. MOVE SHEEP INTO CHUTE. **ADVANCED HANDLERS** OPEN GUILLOTINE GATES, RUN SHEEP THROUGH NARROW CHUTE TO WORKING AREA, OPEN HANDLERS OPEN 4' GATE AT HEAD OF CHUTE AND MOVE THE SHEEP INTO WORKING AREA. STARTS WHEN FOOTBATH CLOSED, STOPS WHEN FRONT OF CHUTE CLOSED.

TASK 5 (PENS) 10 POINTS

MOVE SHEEP FROM WORKING AREA INTO DUCK ARENA, THEN MOVE SHEEP INTO ARENA. CLOSE GATE. STARTS WHEN FRONT OF CHUTE CLOSED, STOPS WHEN ARENA GATE CLOSED.

TASK 6 (DRIVE) 20 POINTS

DRIVE SHEEP DOWN TO FEEDER (20' FROM FENCE) AT OPPOSITE END OF ARENA. **ADVANCED HANDLERS** MAY NOT PASS ARENA CENTER LINE. CALL DOG OFF. STARTS WHEN ARENA GATE CLOSED, STOPS WHEN DOG RETURNS PAST CONE.

TASK 7 (GATHER) 20 POINTS

SEND DOG FROM BEHIND CONE (15' FROM EAST END OF ARENA) TO GATHER SHEEP BACK INTO PEN C. **ADVANCED HANDLERS** MUST STAY BEHIND CONE, OPEN HANDLERS CAN MOVE HALFWAY TO STOCK. STARTS WHEN DOG RETURNS PAST CONE, STOPS WHEN PEN C CLOSED.

TASK 8 (SORT) 25 POINTS

SORT 3 MARKED SHEEP FROM PEN C INTO PEN B. REUNITE SHEEP IN PEN B. STARTS WHEN PEN C CLOSED, STOPS WHEN PEN B CLOSED.

TASK 9 (PEN) 5 POINTS

MOVE SHEEP INTO PEN A. STARTS WHEN PEN B CLOSED, STOPS WHEN PEN A CLOSED.

TOTAL POINTS = 130

DEDUCTIONS: SCORE:

70% TO QUALIFY – MINIMUM SCORE 91/130

TIE BREAKER: GATHER _____

COMMENTS: _____

Q _____ NQ _____

JUDGE'S SIGNATURE _____

ENTRY #:

TIME:

AUSTRALIAN SHEPHERD CLUB OF AMERICA

DUCKS FARM TRIAL 1

OPEN _____

ADVANCED _____

QUINCY, FL FLPHASC 12/5/24

CLOSE ALL GATES AS YOU ENTER AND EXIT PENS. THE LOADING END OF CHUTE STAYS OPEN. TIME ALLOWED 15 MINUTES

DEDUCTIONS POINTS EARNED

TASK 1 (PEN) 5 POINTS

TAKE DUCKS FROM TAKEPEN INTO PEN 1. STARTS WHEN TAKEPEN OPENED, STOPS WHEN TAKEPEN CLOSED

TASK 2 (CHUTE) 20 POINTS

MOVE DUCKS INTO PEN 2 AND INTO CHUTE. DOG MUST COVER REAR OF CHUTE. **ADVANCED HANDLERS** SPRAY DUCKS. RELEASE DUCKS OUT THE FRONT OF CHUTE. CLOSE FRONT OF CHUTE AFTER DUCKS EXIT. STARTS WHEN TAKEPEN CLOSED, STOPS WHEN FRONT OF CHUTE CLOSED.

TASK 3 (LOAD) 20 POINTS

MOVE DUCKS TO PEN 3, LOAD AND UNLOAD FROM CRATE. STARTS WHEN CHUTE CLOSED, STOPS WHEN DUCKS EXIT CRATE.

TASK 4 (SORT) 25 POINTS

MOVE DUCKS INTO PEN 4, SORT 3 DUCKS INTO PEN 5. REUNITE IN PEN 4. STARTS WHEN DUCKS EXIT CRATE, STOPS WHEN PEN 5 CLOSED

TASK 5 (PEN) 10 POINTS

MOVE DUCKS THROUGH PEN 3 AND 2 TO PEN 1. STARTS WHEN PEN 5 CLOSED, STOPS WHEN PEN 1 CLOSED.

TASK 6 (DRIVE) 20 POINTS

TAKE DUCKS INTO CHAIN LINK AREA AND DRIVE PAST CONE. **ADVANCED HANDLERS** CAN GO HALFWAY TO CONE, OPEN HANDLERS CAN GO TO END OF DRIVE. CALL DOG BACK TO GATE. STARTS WHEN PEN 1 CLOSED, STOPS WHEN DOG IS BACK TO GATE.

TASK 7 (GATHER) 20 POINTS

SEND DOG TO GATHER DUCKS. **ADVANCED HANDLERS** MUST STAY NEAR GATE, OPEN HANDLERS CAN MOVE HALFWAY TO STOCK. STARTS WHEN DOG CALLED BACK TO GATE, STOPS WHEN DUCKS AT GATE.

TASK 8 (PEN) 5 POINTS

MOVE DUCKS FROM CHAIN LINK AREA TO PEN 1. STARTS WHEN DUCKS AT GATE, STOPS WHEN PEN 1 GATE CLOSED

TASK 9 (PEN) 5 POINTS

MOVE DUCKS INTO TAKEPEN. STARTS WHEN PEN 1 GATE IS CLOSED, STOPS WHEN TAKEPEN CLOSED.

TOTAL POINTS = 130

70% TO QUALIFY – MINIMUM SCORE 91/130

DEDUCTIONS: SCORE:

TIE BREAKER: GATHER

COMMENTS: _____

Q _____ NQ _____

JUDGE'S SIGNATURE: _____

ENTRY #:

TIME:

AUSTRALIAN SHEPHERD CLUB OF AMERICA

CATTLE FARM TRIAL 2

OPEN _____

ADVANCED _____

QUINCY, FL FLPHASC 12/6/24

TIME ALLOWED = 20 MINUTES

DEDUCTIONS

POINTS EARNED

TASK 1 (PEN) **5 POINTS**

TAKE CATTLE FROM PEN B TO PEN C. STARTS WHEN PEN B OPENED, STOPS WHEN PEN B CLOSED.

TASK 2 (PEN) **5 POINTS**

TAKE CATTLE FROM PEN C TO ARENA. STARTS WHEN PEN B CLOSED, STOPS WHEN PEN C CLOSED.

TASK 3 (DRIVE) **20 POINTS**

DRIVE CATTLE DOWN TO FEEDER(20' FROM FENCE) AT OPPOSITE END OF ARENA. **ADVANCED HANDLERS** MAY NOT PASS ARENA CENTER LINE. CALL DOG OFF. STARTS WHEN ARENA GATE CLOSED, STOPS WHEN DOG RETURNS PAST CONE.

TASK 4 (GATHER) **20 POINTS**

SEND DOG FROM BEHIND CONE (15' FROM EAST END OF ARENA) TO GATHER CATTLE BACK PAST CONE. **ADVANCED HANDLERS** MUST STAY BEHIND CONE, OPEN HANDLERS CAN MOVE HALFWAY TO STOCK. STARTS WHEN DOG RETURNS PAST CONE, STOPS WHEN CATTLE PASS CONE.

TASK 5 (CHUTE) **20 POINTS**

TAKE CATTLE FROM ARENA INTO DUCK ARENA. OPEN GATE OF CHUTE. MOVE CATTLE INTO CHUTE. **ADVANCED HANDLERS** MUST APPLY TOPICAL DEWORMER TO 1 HEAD (SIMULATED WITH WATER) . MOVE THE CATTLE INTO WORKING AREA. STARTS WHEN CATTLE PASS CONE, STOPS WHEN STOCK EXITS CHUTE.

TASK 6 (FOOTBATH) **20 POINTS**

TAKE CATTLE INTO DUCK ARENA. OPEN FOOTBATH WINGS. TAKE CATTLE THROUGH FOOTBATH IN EITHER DIRECTION. KEEP DOG OUT OF BATH. CLOSE WINGS. STARTS WHEN STOCK EXITS CHUTE, STOPS WHEN FOOTBATH CLOSED.

TASK 7 (PENS) **10 POINTS** MOVE CATTLE INTO ARENA. CLOSE GATE. MOVE CATTLE INTO PEN C. STARTS WHEN FOOTBATH GATE IS CLOSED, STOPS WHEN PEN C GATE CLOSED.

TASK 8 (SORT) **25 POINTS**

SORT 3 MARKED CATTLE FROM PEN C INTO PEN B. REUNITE CATTLE IN PEN B. STARTS WHEN PEN C CLOSED, STOPS WHEN PEN B CLOSED.

TASK 9 (PEN) **5 POINTS**

MOVE CATTLE INTO PEN A. STARTS WHEN PEN B CLOSED, STOPS WHEN PEN A CLOSED.

TOTAL POINTS = 130

70% TO QUALIFY – MINIMUM SCORE 91/130

DEDUCTIONS:

SCORE:

TIE BREAKER: GATHER

COMMENTS: _____

Q _____ NQ _____

JUDGE'S SIGNATURE _____

ENTRY #

TIME

AUSTRALIAN SHEPHERD CLUB OF AMERICA

MIXED (SHEEP, DUCKS) FARM TRIAL 2

OPEN _____

ADVANCED _____

QUINCY, FL FLPASC 12/6/24

REAR OF DUCK CHUTE STAYS OPEN. TIME ALLOWED = 20 MINUTES (TIME STOPS TO MOVE FROM DUCK TO SHEEP AREA)

DEDUCTIONS POINTS EARNED

TASK 1 (PEN) 5 POINTS

TAKE DUCKS FROM TAKEPEN INTO PEN 1. STARTS WHEN TAKEPEN OPENED, STOPS WHEN TAKEPEN CLOSED

TASK 2 (DRIVE) 20 POINTS

TAKE DUCKS INTO CHAIN LINK AREA AND DRIVE PAST CONE. **ADVANCED HANDLERS** CAN GO HALFWAY TO CONE, OPEN HANDLERS CAN GO TO END OF DRIVE. CALL DOG BACK TO GATE. STARTS WHEN PEN 2 CLOSED, STOPS WHEN DOG IS BACK TO GATE.

TASK 3 (GATHER) 20 POINTS

SEND DOG TO GATHER DUCKS. **ADVANCED HANDLERS** MUST STAY NEAR GATE, OPEN HANDLERS CAN MOVE HALFWAY TO STOCK. STARTS WHEN DOG IS BACK AT GATE, STOPS WHEN DUCKS AT GATE.

TASK 4 (PEN) 5 POINTS

TAKE DUCKS FROM CHAIN LINK AREA TO PEN 1, THEN INTO TAKEPEN. STARTS WHEN DUCKS AT GATE, STOPS WHEN TAKEPEN CLOSED

TASK 5 (SORT) 25 POINTS

SORT 3 DUCKS INTO PEN 1. REUNITE IN TAKEPEN. STARTS WHEN TAKEPEN CLOSED, STOPS WHEN TAKEPEN CLOSED AFTER SORT

TASK 6 (PEN) 5 POINTS

TAKE SHEEP FROM PEN B INTO PEN C AND INTO ARENA. STARTS WHEN PEN B OPENED, STOPS WHEN ARENA GATE CLOSED.

TASK 7 (CHUTE) 20 POINTS

TAKE SHEEP FROM ARENA INTO DUCK ARENA. OPEN GATE OF CHUTE. MOVE SHEEP INTO CHUTE AND CHAIN WING BEHIND THEM. **ADVANCED HANDLERS** OPEN GUILLOTINE GATES, RUN SHEEP THROUGH NARROW CHUTE TO WORKING AREA, OPEN HANDLERS OPEN 4' GATE AT HEAD OF CHUTE AND MOVE THE SHEEP INTO WORKING AREA. STARTS WHEN SHEEP PASS CONE, STOPS WHEN FRONT OF CHUTE CLOSED.

TASK 8 (FOOTBATH) 20 POINTS

TAKE SHEEP INTO DUCK ARENA. OPEN FOOTBATH WINGS. TAKE SHEEP THROUGH FOOTBATH IN EITHER DIRECTION. KEEP DOG OUT OF BATH. CLOSE WINGS. MOVE SHEEP INTO ARENA. STARTS WHEN CHUTE IS CLOSED, STOPS WHEN ARENA GATE IS CLOSED.

TASK 9 (PENS) 10 POINTS MOVE SHEEP INTO PEN C, THEN B, THEN A. STARTS WHEN FOOTBATH GATE IS CLOSED, STOPS WHEN PEN A GATE CLOSED.

TOTAL POINTS = 130

70% TO QUALIFY – MINIMUM SCORE 91/130

DEDUCTIONS: SCORE:

TIE BREAKER: GATHER

COMMENTS: _____

Q _____ NQ _____

JUDGE'S SIGNATURE: _____

ENTRY #:

TIME:

AUSTRALIAN SHEPHERD CLUB OF AMERICA

SHEEP FARM TRIAL 2

OPEN _____

ADVANCED _____

QUINCY, FL FLPHASC 12/6/24

TIME ALLOWED = 20 MINUTES

DEDUCTIONS

POINTS EARNED

TASK 1 (PEN) **5 POINTS**

TAKE SHEEP FROM PEN B INTO PEN C. STARTS WHEN PEN B OPENED, STOPS WHEN PEN B CLOSED.

TASK 2 (PEN) **5 POINTS**

TAKE SHEEP FROM PEN C TO ARENA. STARTS WHEN PEN B CLOSED, STOPS WHEN PEN C CLOSED

TASK 3 (DRIVE) **20 POINTS**

DRIVE SHEEP DOWN TO FEEDER (20' FROM FENCE) AT OPPOSITE END OF ARENA. **ADVANCED HANDLERS** MAY NOT PASS ARENA CENTER LINE. CALL DOG OFF. STARTS WHEN ARENA GATE CLOSED, STOPS WHEN DOG RETURNS PAST CONE.

TASK 4 (GATHER) **20 POINTS**

SEND DOG FROM BEHIND CONE (15' FROM EAST END OF ARENA) TO GATHER SHEEP BACK PAST CONE. **ADVANCED HANDLERS** MUST STAY BEHIND CONE, OPEN HANDLERS CAN MOVE HALFWAY TO STOCK. STARTS WHEN DOG RETURNS PAST CONE, STOPS WHEN SHEEP PASS CONE.

TASK 5 (CHUTE) **20 POINTS**

TAKE SHEEP FROM ARENA INTO DUCK ARENA. OPEN GATE OF CHUTE. MOVE SHEEP INTO CHUTE. **ADVANCED HANDLERS** OPEN GUILLOTINE GATES, RUN SHEEP THROUGH NARROW CHUTE TO WORKING AREA, OPEN HANDLERS OPEN 4' GATE AT HEAD OF CHUTE AND MOVE THE SHEEP INTO WORKING AREA. STARTS WHEN SHEEP PASS CONE, STOPS WHEN FRONT OF CHUTE CLOSED.

TASK 6 (FOOTBATH) **20 POINTS**

TAKE SHEEP INTO DUCK ARENA. OPEN FOOTBATH WINGS. TAKE SHEEP THROUGH FOOTBATH IN EITHER DIRECTION. KEEP DOG OUT OF BATH. CLOSE WINGS. STARTS WHEN CHUTE IS CLOSED, STOPS WHEN FOOTBATH CLOSED.

TASK 7 (PENS) **10 POINTS** MOVE SHEEP INTO ARENA. CLOSE GATE. MOVE SHEEP INTO PEN C. STARTS WHEN FOOTBATH GATE IS CLOSED, STOPS WHEN PEN C GATE CLOSED.

TASK 8 (SORT) **25 POINTS**

SORT 3 MARKED SHEEP FROM PEN C INTO PEN B. REUNITE SHEEP IN PEN B. STARTS WHEN PEN C CLOSED, STOPS WHEN PEN B CLOSED.

TASK 9 (PEN) **5 POINTS**

MOVE SHEEP INTO PEN A. STARTS WHEN PEN B CLOSED, STOPS WHEN PEN A CLOSED.

TOTAL POINTS = 130

70% TO QUALIFY – MINIMUM SCORE 91/130

DEDUCTIONS:

SCORE:

TIE BREAKER: GATHER _____

COMMENTS: _____

JUDGE'S SIGNATURE _____

Q _____

NQ _____

ENTRY #:

TIME:

AUSTRALIAN SHEPHERD CLUB OF AMERICA

DUCKS FARM TRIAL 2

OPEN _____

ADVANCED _____

QUINCY, FL FLPHASC 12/6/24

CLOSE ALL GATES AS YOU ENTER AND EXIT PENS. THE LOADING END OF CHUTE STAYS OPEN. TIME ALLOWED 15 MINUTES

DEDUCTIONS POINTS EARNED

TASK 1 (PEN) 5 POINTS

TAKE DUCKS FROM TAKEPEN INTO PEN 1. STARTS WHEN TAKEPEN OPENED, STOPS WHEN TAKEPEN CLOSED

TASK 2 (DRIVE) 20 POINTS

TAKE DUCKS INTO CHAIN LINK AREA AND DRIVE PAST CONE. **ADVANCED HANDLERS** CAN GO HALFWAY TO CONE, OPEN HANDLERS CAN GO TO END OF DRIVE. CALL DOG BACK TO GATE. STARTS WHEN PEN 2 CLOSED, STOPS WHEN DOG IS BACK TO GATE.

TASK 3 (GATHER) 20 POINTS

SEND DOG TO GATHER DUCKS. **ADVANCED HANDLERS** MUST STAY NEAR GATE, OPEN HANDLERS CAN MOVE HALFWAY TO STOCK. STARTS WHEN DOG IS BACK AT GATE, STOPS WHEN DUCKS AT GATE.

TASK 4 (PEN) 5 POINTS

TAKE DUCKS FROM CHAIN LINK AREA TO PEN 1. STARTS WHEN DUCKS AT GATE, STOPS WHEN PEN 1 CLOSED

TASK 5 (CHUTE) 20 POINTS

MOVE DUCKS INTO PEN 2 AND INTO CHUTE. DOG MUST COVER REAR OF CHUTE. **ADVANCED HANDLERS** SPRAY DUCKS. RELEASE DUCKS OUT THE FRONT OF CHUTE. CLOSE FRONT OF CHUTE AFTER DUCKS EXIT. STARTS WHEN PEN 2 CLOSED, STOPS WHEN FRONT OF CHUTE CLOSED.

TASK 6 (LOAD) 20 POINTS

MOVE DUCKS TO PEN 3, LOAD AND UNLOAD FROM CRATE. STARTS WHEN CHUTE CLOSED, STOPS WHEN PEN 3 CLOSED.

TASK 7 (SORT) 25 POINTS

MOVE DUCKS INTO PEN 4, SORT 3 DUCKS INTO PEN 5. REUNITE IN PEN 4. STARTS WHEN PEN 3 CLOSED, STOPS WHEN PEN 5 CLOSED

TASK 8 (PEN) 10 POINTS

MOVE DUCKS THROUGH PEN 3 TO PEN 2. STARTS WHEN PEN 5 CLOSED, STOPS WHEN PEN 2 CLOSED.

TASK 9 (PEN) 5 POINTS

MOVE DUCKS INTO PEN 1 AND REPEN. STARTS WHEN PEN 2 CLOSED, STOPS WHEN TAKEPEN CLOSED.

TOTAL POINTS = 130

70% TO QUALIFY – MINIMUM SCORE 91/130

DEDUCTIONS: SCORE:

TIE BREAKER: GATHER

COMMENTS: _____

Q _____ NQ _____

JUDGE'S SIGNATURE: _____

Duck Area - Drawing not to scale

Takepen 4 X 8

Pen 1 18 X 30

Pen 2 8 X 50

Pen 3 18 X 16 (minus pen 4)

Pen 4 8 X 8

Pen 5 6 X 10

Gather 80'

Chute 12'

